



***Martec Solutions***

Downhole Tools & Accessories

**MOTOR MANUAL  
SPECIFICATIONS  
AND  
PERFORMANCE CURVES**

**MARTEC SOLUTIONS LLC  
MAGNOLIA, TEXAS**

**PHONE: 281-703-9655 (English) / 281-703-1563 (Spanish)  
EMAIL: [sales@martecsolutions.com](mailto:sales@martecsolutions.com) (English or Spanish)**



# **Martec Solutions**

Downhole Tools & Accessories

MARTEC SOLUTIONS manufactures J-TEC mud-lube motors in Houston, Texas for a wide variety of thru-tubing and intervention applications. Our goal is to meet our customer's requirements for dependable and robust motor solutions in thru-tubing, coiled-tubing, fishing, clean-out, and intervention operations. In addition to producing reliable and durable mud-lube motors, MARTEC's cutting-edge organization is uniquely positioned to provide clients efficient and economical motor solutions in an ever changing and demanding environment.

MARTEC's J-TEC mud-lube motors are based on a proven design with thousands of hours of successful service operation in active basins in the USA, Mexico, South America, Africa and the Middle East. Our current design takes advantage of continuous design improvements providing for superior catch system, roller ball transmission, and bearing assembly which also allow for easy tool maintenance.

MARTEC's J-TEC mud lube motors for thru-tubing and intervention operations are manufactured in sizes ranging from 1½" to 3½" OD. Our motors are available with a variety of conventional and even-wall power sections from USA manufacturers capable of meeting many demanding service environments. J-TEC mud lube motors employ the latest power section designs incorporating superior wear resistant hard rubber-NBR elastomers and 17-4 PH stainless steel chrome coated rotors. Our motors come with standard or oversize fit configurations as well as with straight or adjustable bend housings. J-TEC mud-lube motors and components are sold in both national and international markets.

We listen carefully to our customer base to effectively communicate specific motor and spare part options while considering many operating parameters such as, but not limited to, speed, torque, flow rate, and temperature. We look forward to providing effective mud-lube motor solutions to serve and support our customer's operational objectives.

## **COMPANY MISSION**

MARTEC's mission is simple: deliver our cost effective, reliable, and durable J-TEC mud-lube motors on a timely basis to ensure our customers meet their service, operational and production objectives.



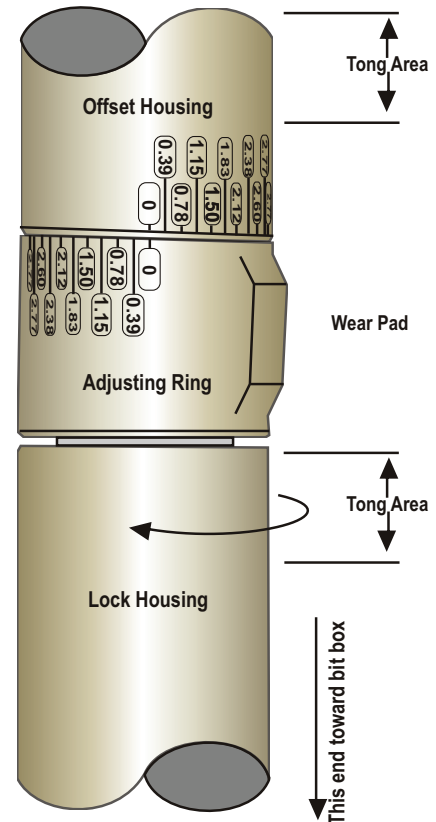
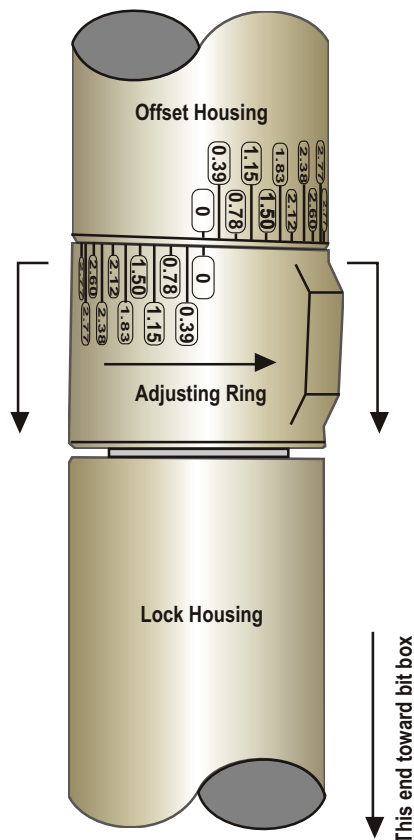


# Martec Solutions

## Adjustable Bend Housing Operation

The J-TEC motor adjustable bend housing (ABH) allows for quick and easy bend angle adjustments from zero (0) to three (3) degrees. Below is the procedure for setting the J-TEC motor ABH.

1. Place the jaws of tongs in the tong areas and break the tool joint.
2. While keeping the Adjusting Ring teeth engaged with the mated slots in the offset housing, unscrew the lock housing two to four complete turns in the clockwise direction (unthread).



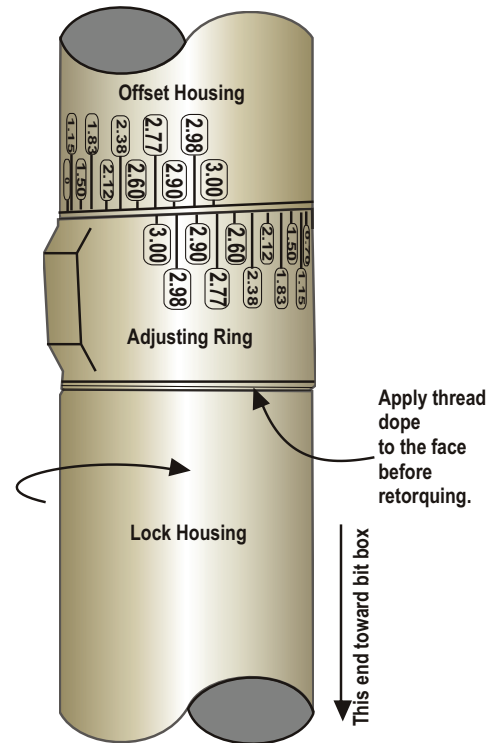
3. Slide the Adjusting Ring down to disengage the teeth in the ring and the Offset Housing.
4. To adjust the bend angle of the bent housing, rotate the Adjusting Ring clockwise until the desired bend-angle marking matches the bend angle marking on the Offset Housing.



# Martec Solutions

## Adjustable Bend Housing Operation (continued)

5. Engage the teeth of the Adjusting Ring and the Offset Housing at the desired bend angle.
6. Apply thread dope to the mated faces of the lock housing and the Adjusting Ring.
7. Screw the Lock Housing and the Adjusting Ring together and apply the torque value listed in the chart below. The matching markings on the OD of the Offset Housing and the Adjusting Ring indicate the bend angle selected as well as the high side marks to identify the high side of the tool.



### Adjustable Torque Guide Table

MOTOR SIZE	TORQUE AMOUNT	TORQUE AMOUNT (METRIC)
2-7/8" (287)	3,650 lbs - ft	4,950 N-m
3-1/8" (312)	3,650 lbs - ft	4,950 N-m
3-1/2" (350)	4,100 lbs - ft	5,560 N-m
3-3/4" (375)	4,800 lbs - ft	6,300 N-m
<b>0 - 1.00 DEG</b>	<b>50 RPM No Greater</b>	
<b>1.00 - 2.00 DEG</b>	<b>Short Period 40 RPM or less</b>	
<b>2.00 - 3.00 DEG</b>	<b>Not Recommended</b>	

Rotating the rotary higher than the specified recommendations may result in damage to motor or failure.



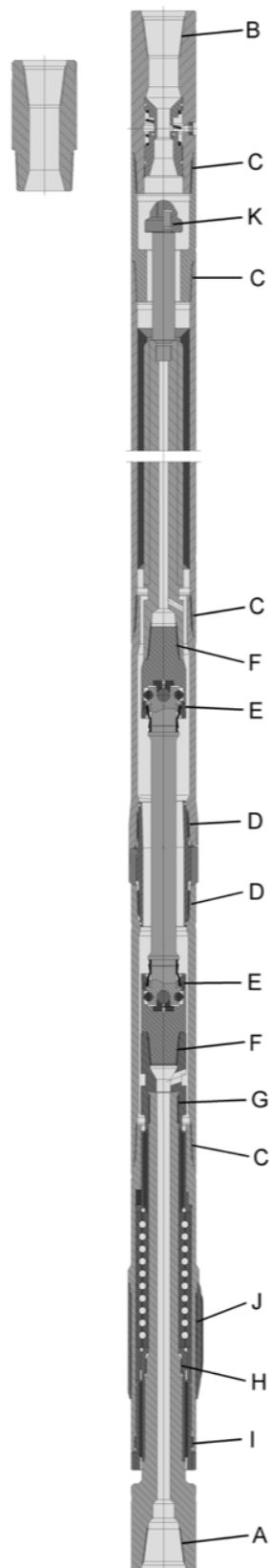
# Martec Solutions

## MOTOR ASSEMBLY

- J-TEC motors and components are produced in USA
- OD sizes range from 1.5” to 3.5”
- J-TEC motors are compatible with WBM, OBM, and can be operated with nitrogen levels up to 50% depending on specific power section configuration, stator selection, temperature, and well environment.
- Motor assembly options include:
  - Conventional or even-wall power sections
  - Straight, ABH, or Fixed
  - Slick or Stabilized (for larger ODs)
- Maintenance redress training is available with purchase of motors

**NOTE: OPERATION OF MOTOR ASSEMBLIES WITH OBM OR NITROGEN REQUIRE POST RUN STATOR REPLACEMENT**

	THREAD CONNECTION
<b>A</b>	Bit Box Connection
<b>B</b>	Upper Box Connection
<b>C</b>	Stator / Outer Housings
<b>D</b>	ABH
<b>E</b>	Upper lock ring Lower lock ring – <i>left hand</i>
<b>F</b>	Coupling
<b>G</b>	Diverter cap (or) Integrated diverter cap
<b>H</b>	Safety retention nut – <i>left hand</i>
<b>I</b>	Lower stationary bearing – <i>left hand</i>
<b>J</b>	Changeable stabilizer
<b>K</b>	Catch Nut – <i>left Hand</i>

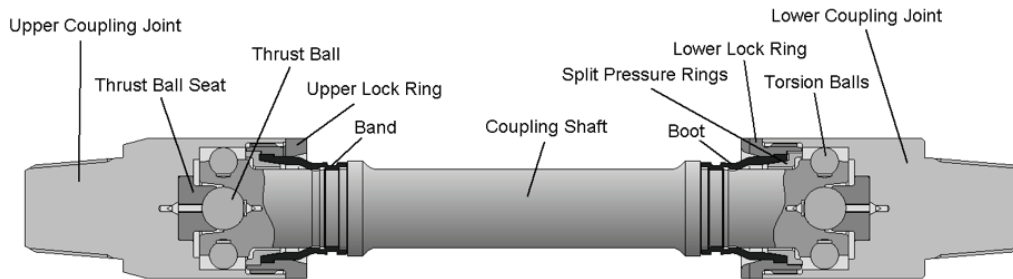




# Martec Solutions

- J-TEC motor transmission employs ROLLER BALL technology

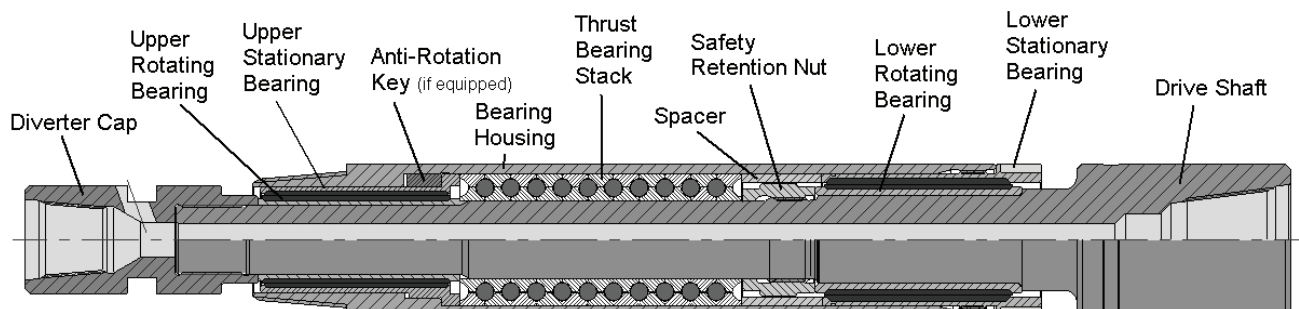
## Roller Ball Transmission



## BEARING ASSEMBLY DETAILS

- Bearing assembly consists of S2 tool steel thrust stack and tiled carbide radial bearings
- The bearing assembly is a proven design concept with tens of thousands of successful run hours
- Most other components are manufactured from 4145 and/or 4330 v mod materials.
- Transmission components are a heat treated 4340.

## BEARING ASSEMBLY





***Martec Solutions***

Downhole Tools & Accessories

**MARTEC'S J-TEC MUD LUBE MOTOR  
SPECIFICATIONS  
AND  
PERFORMANCE CURVES**



# Martec Solutions

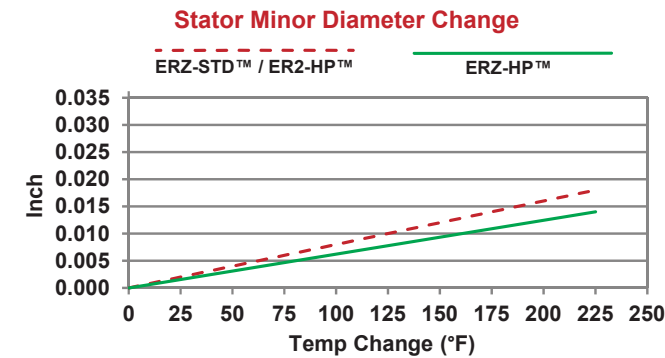
Model No. **150JTEC5632**

## POWER SECTION 5:6 LOBES – 3.2 STAGES

Email: [sales@martecsolutions.com](mailto:sales@martecsolutions.com)

Rotor Specifications	
Overall Length	79.75 in.
Profile Length	75.75 in.
Major Diameter	0.99 in.
Eccentricity	0.064 in.
Head Diameter	1 in.
Thread Form	N/A
Weight	15 lbs.
Material	17-4 PH

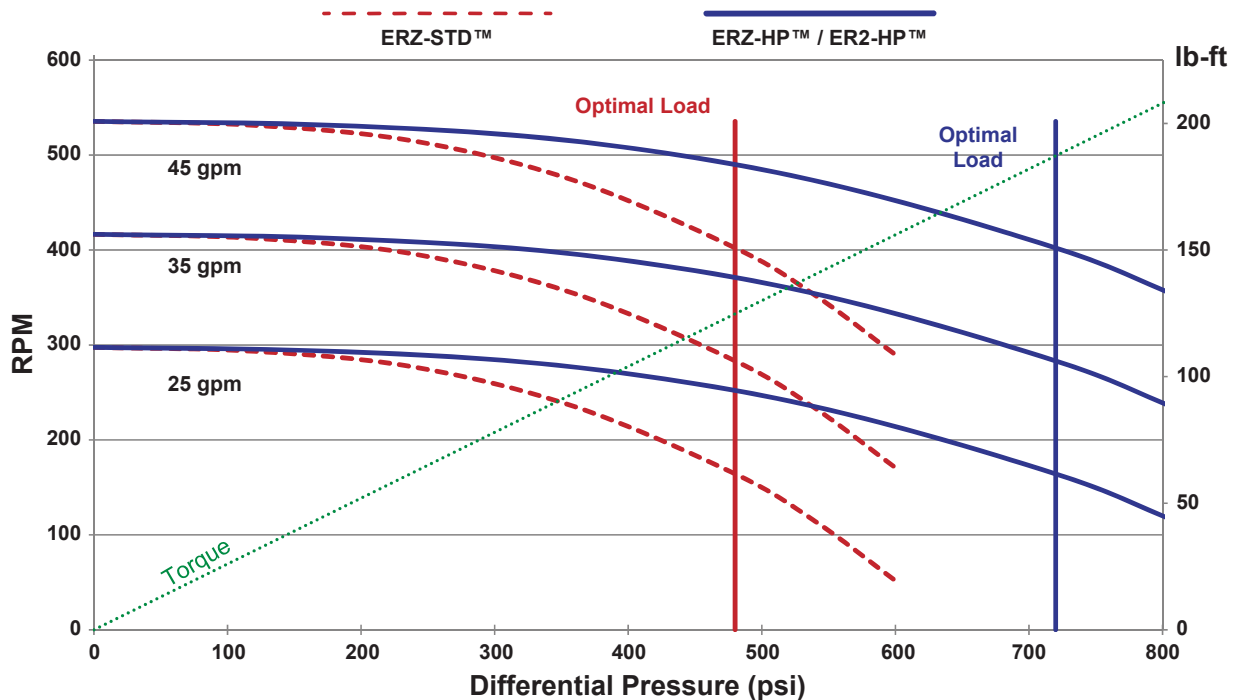
Stator Specifications	
Overall Length	86.8 in.
Tube OD	1.5 in.
Tube ID	1.25 in.
Rubber Cutback Top/End	4/9 in.
Weight	21 lbs.
Number of Stages	3.2
Tube Material	4140HT
Rubber Options	N/A



Stator Minor Dimensions		
STD	0.85	2x OS
OD	0.864	3x OS

Performance Specifications	
Flow Range	25 - 45 GPM
Speed Range	300 - 540 RPM
Torque Slope	0.26 ft-lb./psi
Rotation	11.9 rev/gal
Off Bottom Pressure	75 psi

Performance Details		
	STD	HP
Max Diff. Press.	480 psi	720 psi
Stall Diff. Press.	720 psi	1080 psi
Max Torque	120 ft-lb.	190 ft-lb.
Stall Torque	190 ft-lb.	280 ft-lb.
Max WOB		3,000 lb.
Max Pull to Re-Run		6,000 lb.
Pull to Yield		35,000 lb.



Power section performance curves are for reference only. Actual performance will vary with different downhole conditions and rotor/stator fits. If operated above the optimal differential pressure, stator life will be reduced. Optimal load power calculation is based on maximum RPM and optimal load torque. Information contained in this document is subject to change without notice. The above is referenced from a Roper Pumps® Power Section.



# Martec Solutions

Model No. **169JTEC5623**

## POWER SECTION 5:6 LOBES – 2.3 STAGES

Email: [sales@martecsolutions.com](mailto:sales@martecsolutions.com)

Rotor Specifications	
Overall Length	55.00 in.
Contour Length	51.00 in.
Major Diameter	1.063 in.
Eccentricity	0.076 in.
Head Diameter	1.000 in.
Thread Form	N/A
Weight	11 lbs.
Material	17-4 PH <sup>1</sup>

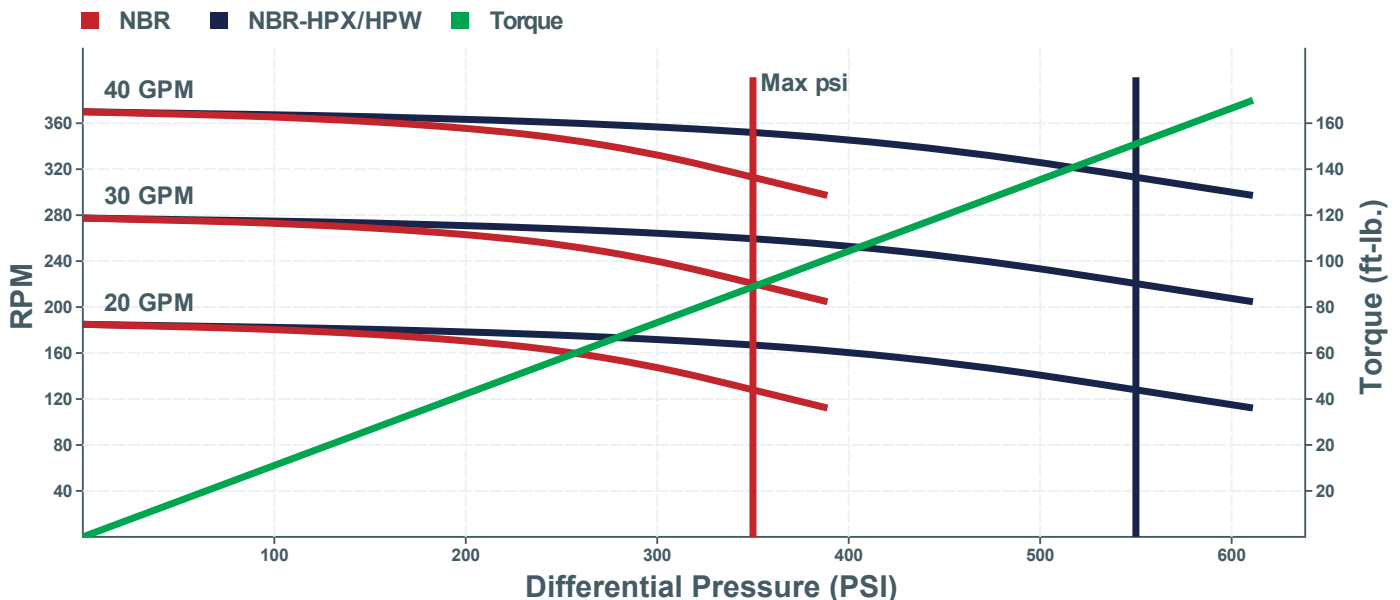
Stator Specifications	
Overall Length	60.00 in.
Tube OD	1.69 in.
Tube ID	1.38 in.
Rubber Cutback Top/End	4/4 in.
Weight	15 lbs.
Number of Stages	2.3
Tube Material	4140/4142 Alloy Steel
Rubber Options	NBR, NBR-HPX/HPW

NBR (in.)		Fits (+Compression / -Loose)				
Size	Minor <sup>2</sup>	75°F	125°F	175°F	250°F	300°F <sup>3</sup>
0.5 US	--	--	--	--	--	--
STD	0.909	0.003	0.008	0.012	0.019	0.024
0.5 OS	--	--	--	--	--	--
1 OS	--	--	--	--	--	--
1.5 OS	--	--	--	--	--	--
2 OS	--	--	--	--	--	--
2.5 OS	--	--	--	--	--	--

NBR-HPX/HPW (in.)		Fits (+Compression / -Loose)				
Size	Minor <sup>2</sup>	75°F	125°F	175°F	250°F	300°F <sup>3</sup>
0.5 US	--	--	--	--	--	--
STD	0.909	0.003	0.008	0.012	0.019	0.024
0.5 OS	--	--	--	--	--	--
1 OS	--	--	--	--	--	--
1.5 OS	--	--	--	--	--	--
2 OS	--	--	--	--	--	--
2.5 OS	--	--	--	--	--	--

Performance Specifications	
Flow Range	20 - 40 GPM
Speed Range	190 - 370 RPM
Torque Slope	0.29 ft-lb./psi
Rotation	9.250 rev/gal
Off Bottom Pressure	30 psi

Performance Details		
	NBR	NBR-HPX/HPW
Max Diff. Press.	350 psi	550 psi
Stall Diff. Press.	520 psi	860 psi
Max Torque	100 ft-lb.	160 ft-lb.
Stall Torque	150 ft-lb.	250 ft-lb.
Max WOB		4,000 lb.
Max Pull to Re-Run		7,000 lb.
Pull to Yield		40,000 lb.



<sup>1</sup> Coating options of chrome or tungsten carbide are available

<sup>2</sup> Vector Gauge Readings at Room Temp 75°F

<sup>3</sup> BHCT Exceeding 275°F will void warranty for NBR (320°F for HPW/HPX)

Performance curves are based on new rotor and stator dimensions and for reference only. Actual performance may vary depending on fit and drilling conditions. The stall torque may exceed that specified for the connected components. Operating over the recommended limits may result in damage to the power section and connected components. The above is referenced from an Abaco® Power Section.



# Martec Solutions

Model No. 169JTEC5650

## POWER SECTION 5:6 LOBES – 5.0 STAGES

Email: [sales@martecsolutions.com](mailto:sales@martecsolutions.com)

Rotor Specifications	
Overall Length	93.00 in.
Contour Length	87.00 in.
Major Diameter	0.990 in.
Eccentricity	0.069 in.
Head Diameter	1.100 in.
Thread Form	N/A
Weight	16 lbs.
Material	17-4 PH <sup>1</sup>

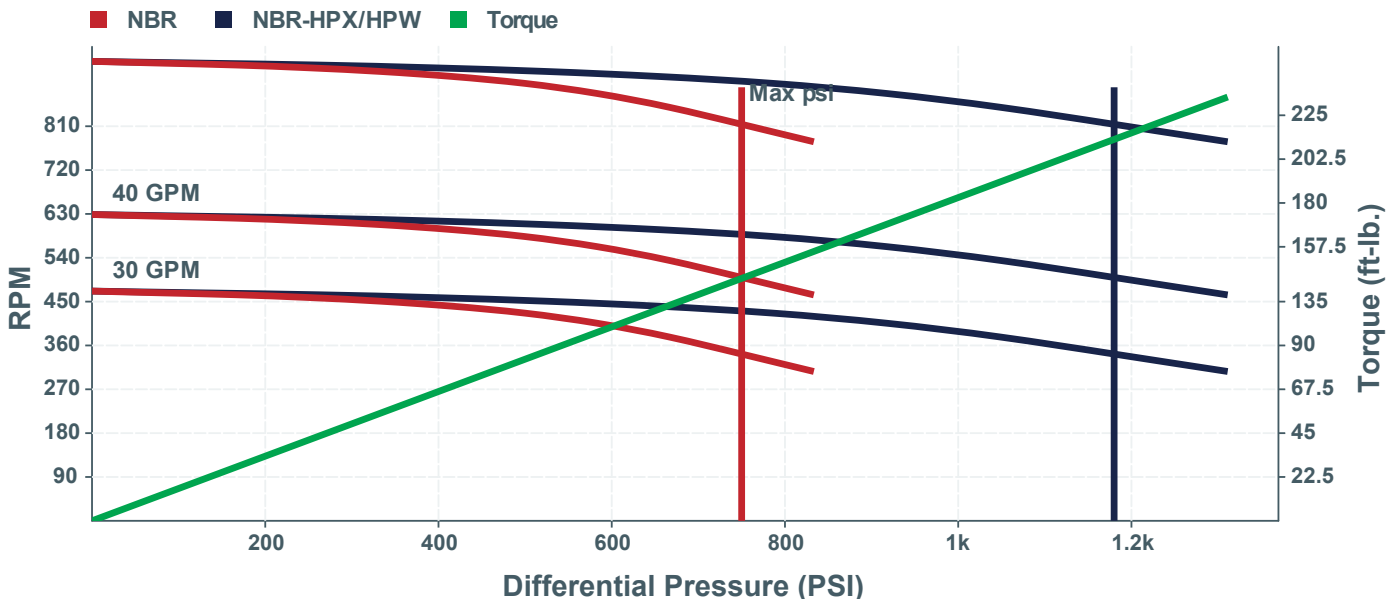
Stator Specifications	
Overall Length	99.00 in.
Tube OD	1.69 in.
Tube ID	1.38 in.
Rubber Cutback Top/End	4/4 in.
Weight	27 lbs.
Number of Stages	5.0
Tube Material	4140/4142 Alloy Steel
Rubber Options	NBR, NBR-HPX/HPW

NBR (in.)		Fits (+Compression / -Loose)				
Size	Minor <sup>2</sup>	75°F	125°F	175°F	250°F	300°F <sup>3</sup>
0.5 US	--	--	--	--	--	--
STD	0.851	0.001	0.006	0.011	0.018	0.023
0.5 OS	--	--	--	--	--	--
1 OS	0.861	-0.009	-0.004	0.000	0.008	0.012
1.5 OS	--	--	--	--	--	--
2 OS	--	--	--	--	--	--
2.5 OS	--	--	--	--	--	--

NBR-HPX/HPW (in.)		Fits (+Compression / -Loose)				
Size	Minor <sup>2</sup>	75°F	125°F	175°F	250°F	300°F <sup>3</sup>
0.5 US	--	--	--	--	--	--
STD	0.851	0.001	0.006	0.011	0.018	0.023
0.5 OS	--	--	--	--	--	--
1 OS	0.861	-0.009	-0.004	0.000	0.008	0.012
1.5 OS	--	--	--	--	--	--
2 OS	--	--	--	--	--	--
2.5 OS	--	--	--	--	--	--

Performance Specifications	
Flow Range	30 - 60 GPM
Speed Range	390 - 860 RPM
Torque Slope	0.19 ft.-lb./psi
Rotation	15.720 rev/gal
Off Bottom Pressure	70 psi

Performance Details		
	NBR	NBR-HPX/HPW
Max Diff. Press.	750 psi	1180 psi
Stall Diff. Press.	1130 psi	1860 psi
Max Torque	150 ft.-lb.	230 ft.-lb.
Stall Torque	220 ft.-lb.	360 ft.-lb.
Max WOB		4,000 lb.
Max Pull to Re-Run		7,000 lb.
Pull to Yield		40,000 lb



<sup>1</sup> Coating options of chrome or tungsten carbide are available

<sup>2</sup> Vector Gauge Readings at Room Temp 75°F

<sup>3</sup> BHCT Exceeding 275°F will void warranty for NBR (320°F for HPW/HPX)

Performance curves are based on new rotor and stator dimensions and for reference only. Actual performance may vary depending on fit and drilling conditions. The stall torque may exceed that specified for the connected components. Operating over the recommended limits may result in damage to the power section and connected components. The above is referenced from an Abaco® Power Section.



# Martec Solutions

Model No. 213JTEC5660

## POWER SECTION 5:6 LOBES – 6.0 STAGES

Email: [sales@martecsolutions.com](mailto:sales@martecsolutions.com)

Rotor Specifications	
Overall Length	83.13 in.
Contour Length	79.00 in.
Major Diameter	1.236 in.
Eccentricity	0.087 in.
Head Diameter	1.250 in.
Thread Form	N/A
Weight	21 lbs.
Material	17-4 PH <sup>1</sup>

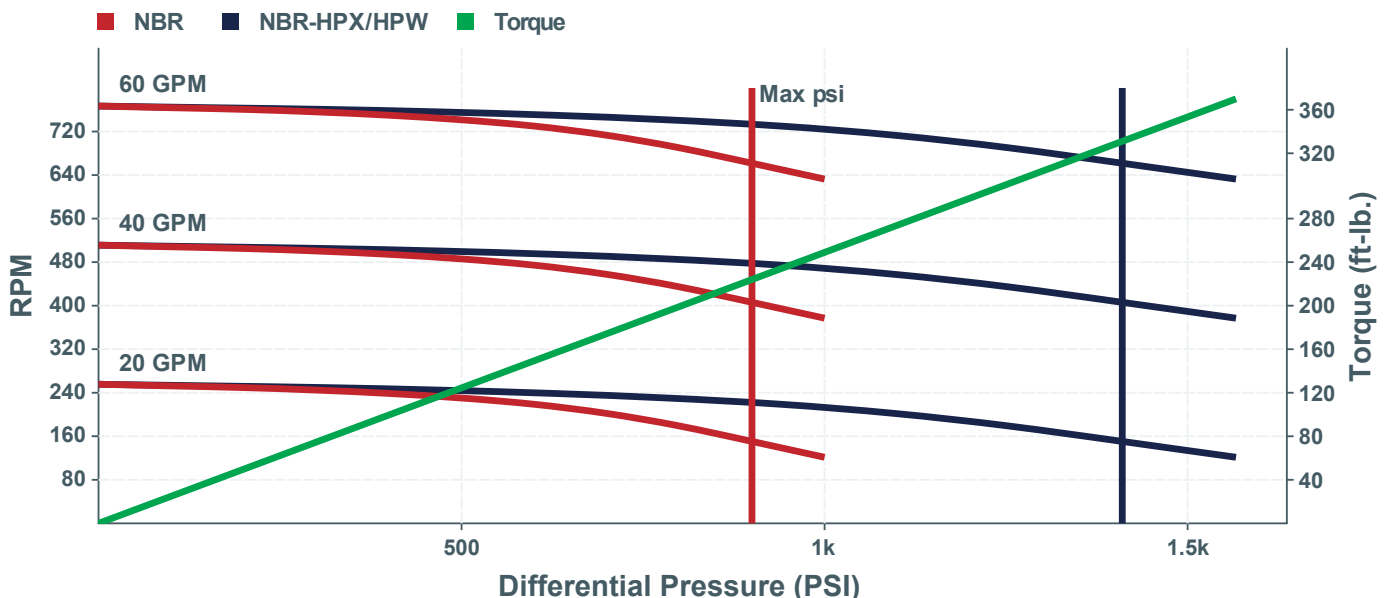
Stator Specifications	
Overall Length	88.00 in.
Tube OD	2.13 in.
Tube ID	1.75 in.
Rubber Cutback Top/End	4/4 in.
Weight	34 lbs.
Number of Stages	6.0
Tube Material	4140/4142 Alloy Steel
Rubber Options	NBR, NBR-HPX/HPW

NBR (in.)		Fits (+Compression / -Loose)				
Size	Minor <sup>2</sup>	75°F	125°F	175°F	250°F	300°F <sup>3</sup>
0.5 US	--	--	--	--	--	--
STD	1.059	0.003	0.008	0.013	0.021	0.026
0.5 OS	--	--	--	--	--	--
1 OS	--	--	--	--	--	--
1.5 OS	--	--	--	--	--	--
2 OS	--	--	--	--	--	--
2.5 OS	--	--	--	--	--	--

NBR-HPX/HPW (in.)		Fits (+Compression / -Loose)				
Size	Minor <sup>2</sup>	75°F	125°F	175°F	250°F	300°F <sup>3</sup>
0.5 US	--	--	--	--	--	--
STD	1.059	0.003	0.008	0.013	0.021	0.026
0.5 OS	--	--	--	--	--	--
1 OS	--	--	--	--	--	--
1.5 OS	--	--	--	--	--	--
2 OS	--	--	--	--	--	--
2.5 OS	--	--	--	--	--	--

Performance Specifications	
Flow Range	20 - 60 GPM
Speed Range	260 - 770 RPM
Torque Slope	0.24 ft-lb./psi
Rotation	12.780 rev/gal
Off Bottom Pressure	60 psi

Performance Details		
	NBR	NBR-HPX/HPW
Max Diff. Press.	900 psi	1410 psi
Stall Diff. Press.	1350 psi	2230 psi
Max Torque	220 ft-lb.	340 ft-lb.
Stall Torque	330 ft-lb.	540 ft-lb.
Max WOB		10,000 lb.
Max Pull to Re-Run		25,000 lb.
Pull to Yield		60,000 lb.



<sup>1</sup> Coating options of chrome or tungsten carbide are available

<sup>2</sup> Vector Gauge Readings at Room Temp 75°F

<sup>3</sup> BHCT Exceeding 275°F will void warranty for NBR (320°F for HPW/HPX)

Performance curves are based on new rotor and stator dimensions and for reference only. Actual performance may vary depending on fit and drilling conditions. The stall torque may exceed that specified for the connected components. Operating over the recommended limits may result in damage to the power section and connected components. The above is referenced from an Abaco® Power Section.



# Martec Solutions

Model No. 238JTEC7840

## POWER SECTION 7:8 LOBES – 4.0 STAGES

Email: [sales@martecsolutions.com](mailto:sales@martecsolutions.com)

Rotor Specifications	
Overall Length	79.20 in.
Contour Length	75.00 in.
Major Diameter	1.500 in.
Eccentricity	0.082 in.
Head Diameter	1.500 in.
Thread Form	N/A
Weight	32 lbs.
Material	17-4 PH <sup>1</sup>

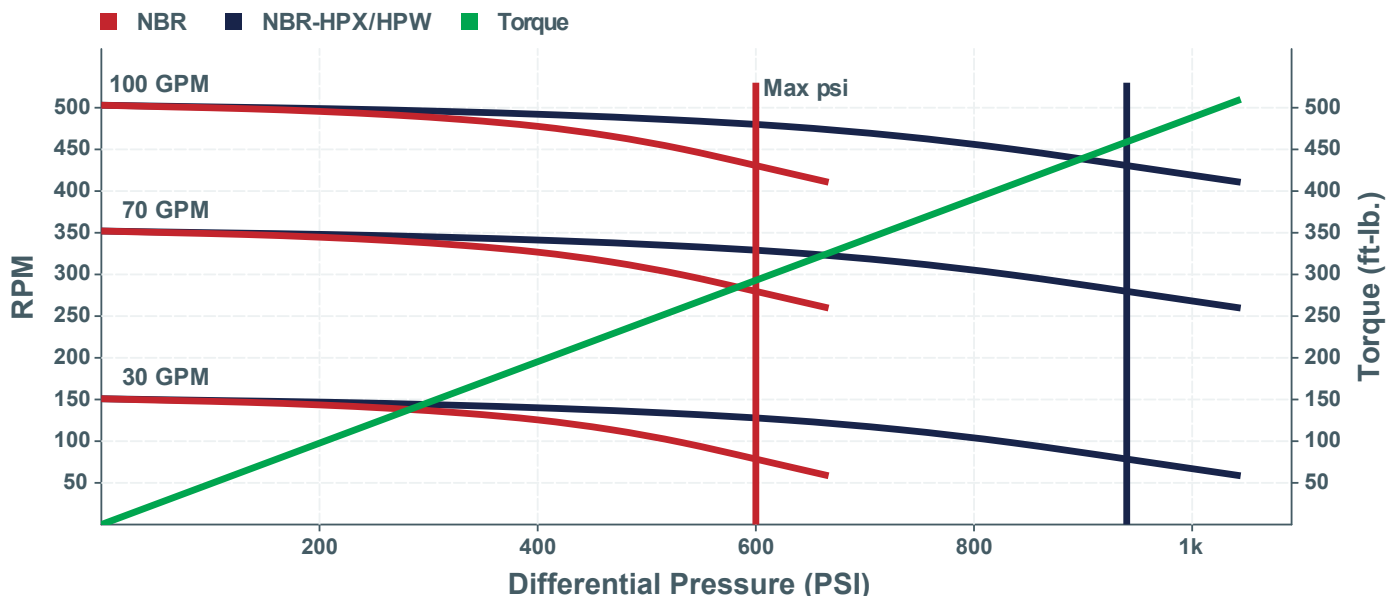
Stator Specifications	
Overall Length	82.00 in.
Tube OD	2.38 in.
Tube ID	1.88 in.
Rubber Cutback Top/End	4/4 in.
Weight	44 lbs.
Number of Stages	4.0
Tube Material	4140/4142 Alloy Steel
Rubber Options	NBR, NBR-HPX/HPW

NBR (in.)		Fits (+Compression / -Loose)				
Size	Minor <sup>2</sup>	75°F	125°F	175°F	250°F	300°F <sup>3</sup>
0.5 US	--	--	--	--	--	--
STD	1.336	0.000	0.005	0.010	0.018	0.023
0.5 OS	--	--	--	--	--	--
1 OS	1.348	-0.012	-0.007	-0.002	0.006	0.011
1.5 OS	--	--	--	--	--	--
2 OS	--	--	--	--	--	--
2.5 OS	--	--	--	--	--	--

NBR-HPX/HPW (in.)		Fits (+Compression / -Loose)				
Size	Minor <sup>2</sup>	75°F	125°F	175°F	250°F	300°F <sup>3</sup>
0.5 US	--	--	--	--	--	--
STD	1.336	0.000	0.005	0.010	0.018	0.023
0.5 OS	--	--	--	--	--	--
1 OS	1.348	-0.012	-0.007	-0.002	0.006	0.011
1.5 OS	--	--	--	--	--	--
2 OS	--	--	--	--	--	--
2.5 OS	--	--	--	--	--	--

Performance Specifications	
Flow Range	30 - 100 GPM
Speed Range	150 - 500 RPM
Torque Slope	0.50 ft-lb./psi
Rotation	5.030 rev/gal
Off Bottom Pressure	60 psi

Performance Details		
	NBR	NBR-HPX/HPW
Max Diff. Press.	600 psi	940 psi
Stall Diff. Press.	900 psi	1490 psi
Max Torque	300 ft-lb.	470 ft-lb.
Stall Torque	450 ft-lb.	750 ft-lb.
Max WOB		10,000 lb.
Max Pull to Re-Run		35,000 lb.
Pull to Yield		82,000 lb.



<sup>1</sup> Coating options of chrome or tungsten carbide are available

<sup>2</sup> Vector Gauge Readings at Room Temp 75°F

<sup>3</sup> BHCT Exceeding 275°F will void warranty for NBR (320°F for HPW/HPX)

Performance curves are based on new rotor and stator dimensions and for reference only. Actual performance may vary depending on fit and drilling conditions. The stall torque may exceed that specified for the connected components. Operating over the recommended limits may result in damage to the power section and connected components. The above is referenced from an Abaco® Power Section.



# Martec Solutions

Model No. **288JTEC4540**

## POWER SECTION 4:5 LOBES – 4.0 STAGES

Email: [sales@martecsolutions.com](mailto:sales@martecsolutions.com)

Rotor Specifications	
Overall Length	103.63 in.
Contour Length	99.63 in.
Major Diameter	1.843 in.
Eccentricity	0.156 in.
Head Diameter	1.800 in.
Thread Form	N/A
Weight	56 lbs.
Material	17-4 PH <sup>1</sup>

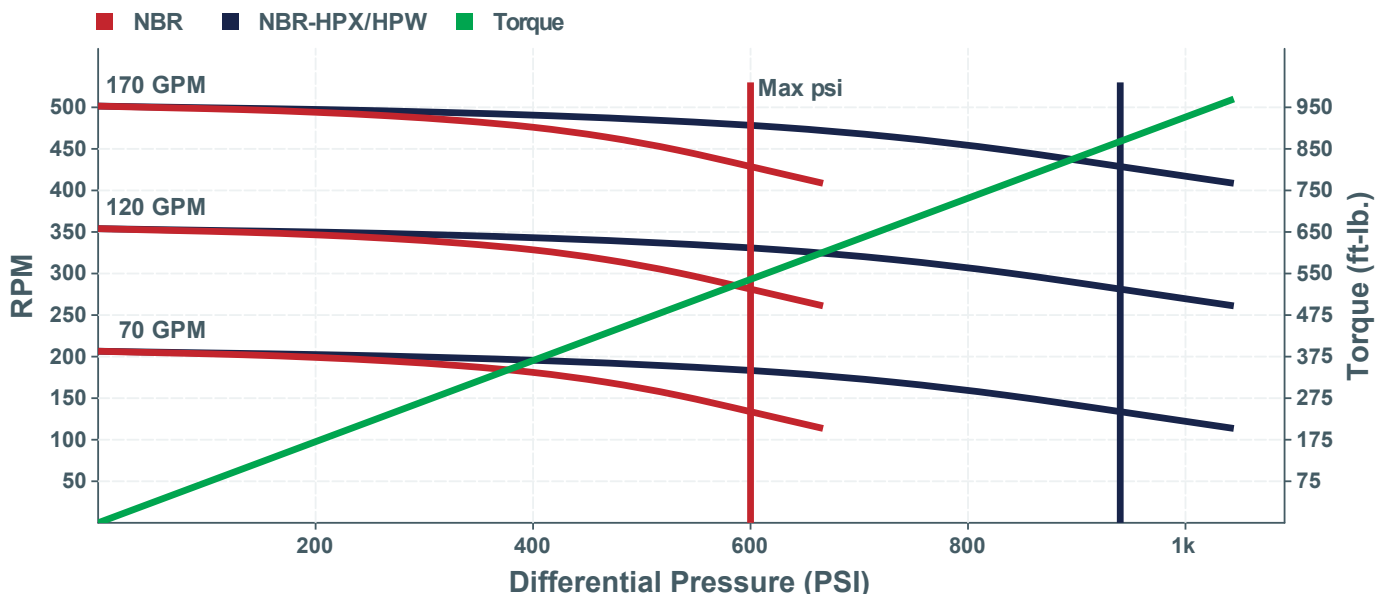
Stator Specifications	
Overall Length	105.63 in.
Tube OD	2.88 in.
Tube ID	2.38 in.
Rubber Cutback Top/End	4/4 in.
Weight	72 lbs.
Number of Stages	4.0
Tube Material	4140/4142 Alloy Steel
Rubber Options	NBR, NBR-HPX/HPW

NBR (in.)		Fits (+Compression / -Loose)				
Size	Minor <sup>2</sup>	75°F	125°F	175°F	250°F	300°F <sup>3</sup>
0.5 US	--	--	--	--	--	--
STD	--	--	--	--	--	--
0.5 OS	1.525	0.006	0.011	0.016	0.023	0.028
1 OS	--	--	--	--	--	--
1.5 OS	--	--	--	--	--	--
2 OS	--	--	--	--	--	--
2.5 OS	--	--	--	--	--	--

NBR-HPX/HPW (in.)		Fits (+Compression / -Loose)				
Size	Minor <sup>2</sup>	75°F	125°F	175°F	250°F	300°F <sup>3</sup>
0.5 US	--	--	--	--	--	--
STD	--	--	--	--	--	--
0.5 OS	1.525	0.006	0.011	0.016	0.023	0.028
1 OS	--	--	--	--	--	--
1.5 OS	--	--	--	--	--	--
2 OS	--	--	--	--	--	--
2.5 OS	--	--	--	--	--	--

Performance Specifications	
Flow Range	70 - 170 GPM
Speed Range	210 - 500 RPM
Torque Slope	0.91 ft-lb./psi
Rotation	2.950 rev/gal
Off Bottom Pressure	80 psi

Performance Details		
	NBR	NBR-HPX/HPW
Max Diff. Press.	600 psi	940 psi
Stall Diff. Press.	900 psi	1490 psi
Max Torque	550 ft-lb.	860 ft-lb.
Stall Torque	820 ft-lb.	1350 ft-lb.
Max WOB		10,000 lb.
Max Pull to Re-Run		60,000 lb.
Pull to Yield		100,000 lb.



<sup>1</sup> Coating options of chrome or tungsten carbide are available

<sup>2</sup> Vector Gauge Readings at Room Temp 75°F

<sup>3</sup> BHCT Exceeding 275°F will void warranty for NBR (320°F for HPW/HPX)

Performance curves are based on new rotor and stator dimensions and for reference only. Actual performance may vary depending on fit and drilling conditions. The stall torque may exceed that specified for the connected components. Operating over the recommended limits may result in damage to the power section and connected components. The above is referenced from an Abaco® Power Section.



# Martec Solutions

Model No. **288JTEC5635**

## POWER SECTION 5:6 LOBES – 3.5 STAGES

Email: [sales@martecsolutions.com](mailto:sales@martecsolutions.com)

Rotor Specifications	
Overall Length	91.00 in.
Contour Length	86.50 in.
Major Diameter	1.675 in.
Eccentricity	0.118 in.
Head Diameter	1.800 in.
Thread Form	N/A
Weight	44 lbs.
Material	17-4 PH <sup>1</sup>

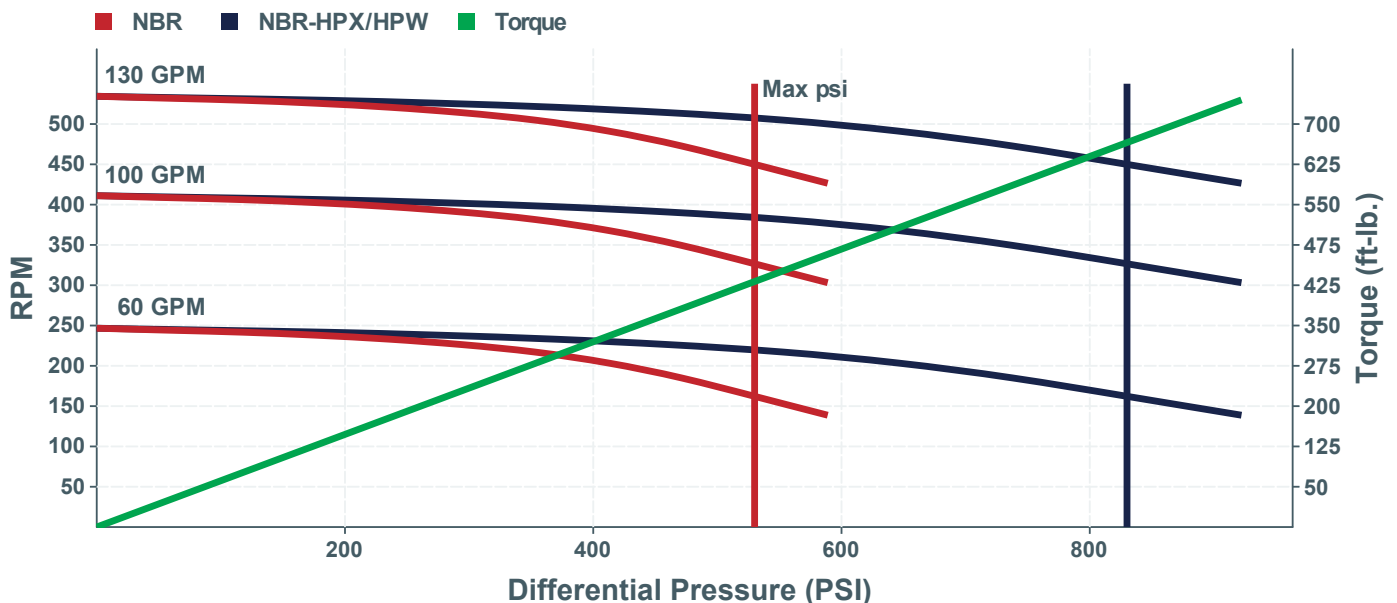
Stator Specifications	
Overall Length	98.60 in.
Tube OD	2.88 in.
Tube ID	2.38 in.
Rubber Cutback Top/End	7/7 in.
Weight	67 lbs.
Number of Stages	3.5
Tube Material	4140/4142 Alloy Steel
Rubber Options	NBR, NBR-HPX/HPW

NBR (in.)		Fits (+Compression / -Loose)				
Size	Minor <sup>2</sup>	75°F	125°F	175°F	250°F	300°F <sup>3</sup>
0.5 US	--	--	--	--	--	--
STD	1.432	0.007	0.012	0.017	0.025	0.030
0.5 OS	--	--	--	--	--	--
1 OS	--	--	--	--	--	--
1.5 OS	--	--	--	--	--	--
2 OS	--	--	--	--	--	--
2.5 OS	--	--	--	--	--	--

NBR-HPX/HPW (in.)		Fits (+Compression / -Loose)				
Size	Minor <sup>2</sup>	75°F	125°F	175°F	250°F	300°F <sup>3</sup>
0.5 US	--	--	--	--	--	--
STD	1.432	0.007	0.012	0.017	0.025	0.030
0.5 OS	--	--	--	--	--	--
1 OS	--	--	--	--	--	--
1.5 OS	--	--	--	--	--	--
2 OS	--	--	--	--	--	--
2.5 OS	--	--	--	--	--	--

Performance Specifications	
Flow Range	60 - 130 GPM
Speed Range	250 - 520 RPM
Torque Slope	0.78 ft-lb./psi
Rotation	4.111 rev/gal
Off Bottom Pressure	70 psi

Performance Details		
	NBR	NBR-HPX/HPW
Max Diff. Press.	530 psi	830 psi
Stall Diff. Press.	790 psi	1300 psi
Max Torque	410 ft-lb.	650 ft-lb.
Stall Torque	620 ft-lb.	1020 ft-lb.
Max WOB		10,000 lb.
Max Pull to Re-Run		60,000 lb.
Pull to Yield		100,000 lb.



<sup>1</sup> Coating options of chrome or tungsten carbide are available

<sup>2</sup> Vector Gauge Readings at Room Temp 75°F

<sup>3</sup> BHCT Exceeding 275°F will void warranty for NBR (320°F for HPW/HPX)

Performance curves are based on new rotor and stator dimensions and for reference only. Actual performance may vary depending on fit and drilling conditions. The stall torque may exceed that specified for the connected components. Operating over the recommended limits may result in damage to the power section and connected components. The above is referenced from an Abaco® Power Section.



# Martec Solutions

Model No. **288JTEC5647**

## POWER SECTION 5:6 LOBES – 4.7 STAGES

Email: [sales@martecsolutions.com](mailto:sales@martecsolutions.com)

Rotor Specifications	
Overall Length	92.00 in.
Contour Length	88.00 in.
Major Diameter	1.909 in.
Eccentricity	0.136 in.
Head Diameter	1.880 in.
Thread Form	N/A
Weight	58 lbs.
Material	17-4 PH <sup>1</sup>

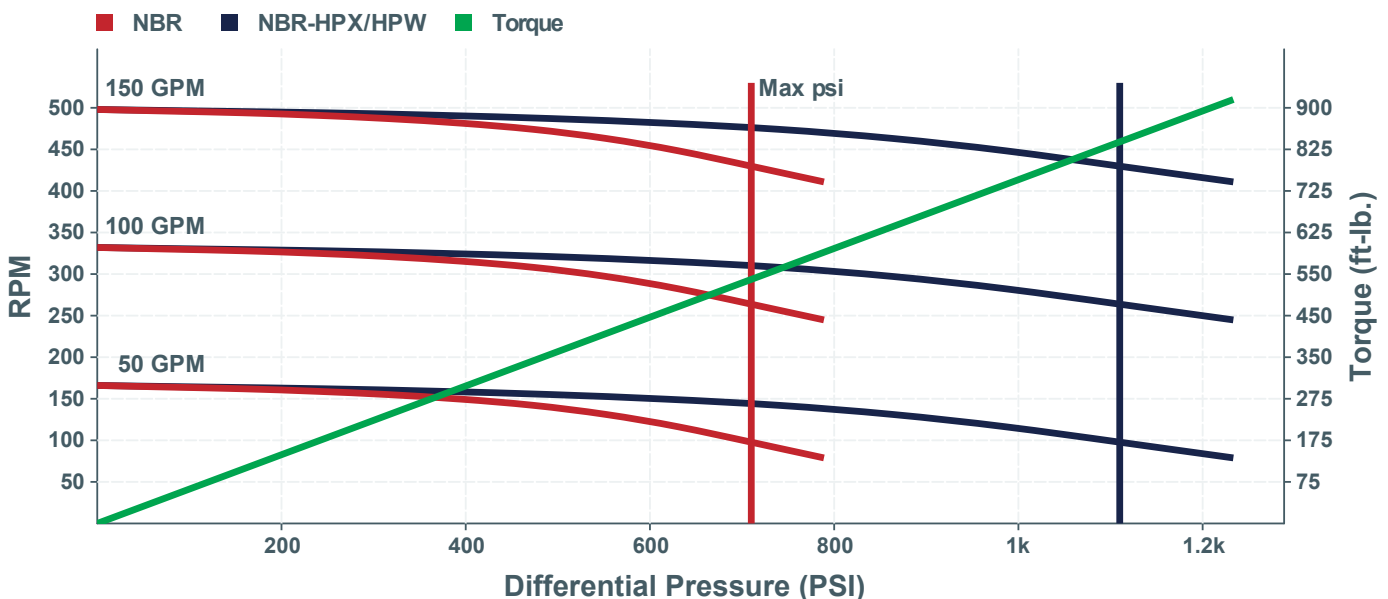
Stator Specifications	
Overall Length	105.63 in.
Tube OD	2.88 in.
Tube ID	2.38 in.
Rubber Cutback Top/End	4/16 in.
Weight	70 lbs.
Number of Stages	4.7
Tube Material	4140/4142 Alloy Steel
Rubber Options	NBR, NBR-HPX/HPW

NBR (in.)		Fits (+Compression / -Loose)				
Size	Minor <sup>2</sup>	75°F	125°F	175°F	250°F	300°F <sup>3</sup>
0.5 US	--	--	--	--	--	--
STD	1.640	-0.003	0.002	0.006	0.013	0.018
0.5 OS	--	--	--	--	--	--
1 OS	1.650	-0.013	-0.008	-0.004	0.003	0.007
1.5 OS	1.670	-0.033	-0.029	-0.024	-0.018	-0.013
2 OS	--	--	--	--	--	--
2.5 OS	--	--	--	--	--	--

NBR-HPX/HPW (in.)		Fits (+Compression / -Loose)				
Size	Minor <sup>2</sup>	75°F	125°F	175°F	250°F	300°F <sup>3</sup>
0.5 US	--	--	--	--	--	--
STD	1.636	0.001	0.006	0.010	0.017	0.022
0.5 OS	--	--	--	--	--	--
1 OS	1.646	-0.009	-0.004	0.000	0.007	0.012
1.5 OS	1.668	-0.031	-0.027	-0.022	-0.016	-0.011
2 OS	--	--	--	--	--	--
2.5 OS	--	--	--	--	--	--

Performance Specifications	
Flow Range	50 - 150 GPM
Speed Range	170 - 500 RPM
Torque Slope	0.75 ft.-lb./psi
Rotation	3.320 rev/gal
Off Bottom Pressure	80 psi

Performance Details		
	NBR	NBR-HPX/HPW
Max Diff. Press.	710 psi	1110 psi
Stall Diff. Press.	1060 psi	1740 psi
Max Torque	530 ft.-lb.	830 ft.-lb.
Stall Torque	800 ft.-lb.	1310 ft.-lb.
Max WOB		10,000 lb.
Max Pull to Re-Run		60,000 lb.
Pull to Yield		100,000 lb.



<sup>1</sup> Coating options of chrome or tungsten carbide are available

<sup>2</sup> Vector Gauge Readings at Room Temp 75°F

<sup>3</sup> BHCT Exceeding 275°F will void warranty for NBR (320°F for HPW/HPX)

Performance curves are based on new rotor and stator dimensions and for reference only. Actual performance may vary depending on fit and drilling conditions. The stall torque may exceed that specified for the connected components. Operating over the recommended limits may result in damage to the power section and connected components. The above is referenced from an Abaco® Power Section.



# Martec Solutions

Model No. **288JTEC5670**

## POWER SECTION 5:6 LOBES – 7.0 STAGES

Email: [sales@martecsolutions.com](mailto:sales@martecsolutions.com)

Rotor Specifications	
Overall Length	110.00 in.
Contour Length	106.00 in.
Major Diameter	1.658 in.
Eccentricity	0.122 in.
Head Diameter	1.650 in.
Thread Form	N/A
Weight	51 lbs.
Material	17-4 PH <sup>1</sup>

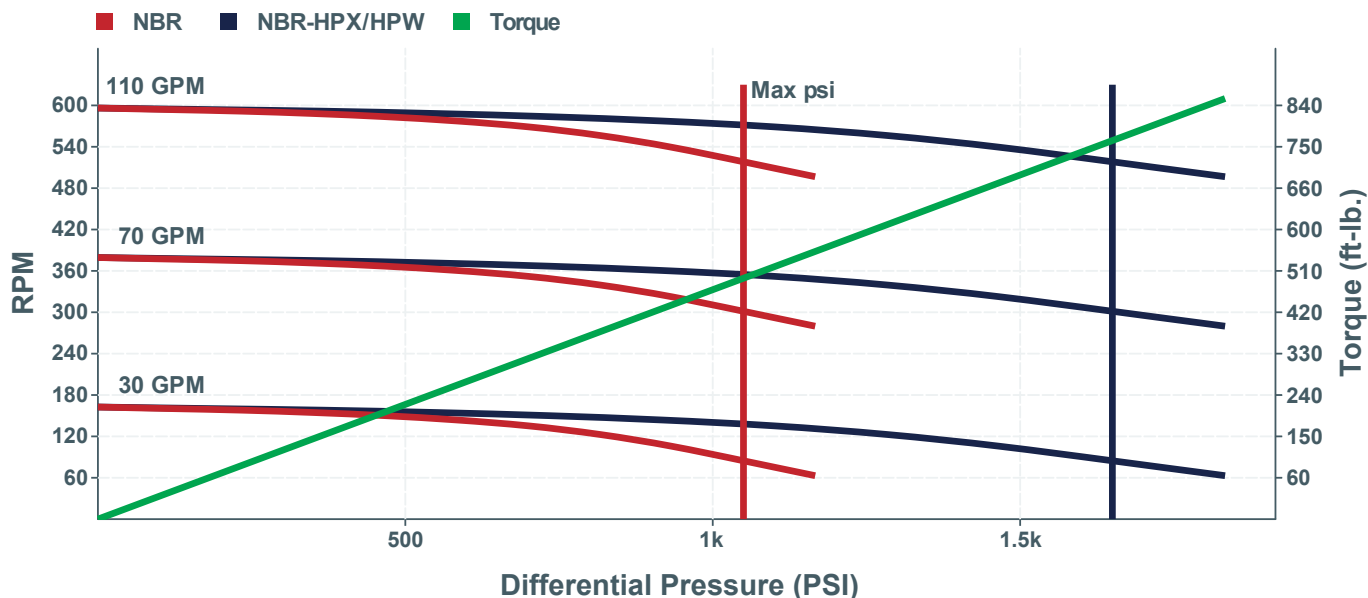
Stator Specifications	
Overall Length	117.00 in.
Tube OD	2.88 in.
Tube ID	2.38 in.
Rubber Cutback Top/End	8/8 in.
Weight	82 lbs.
Number of Stages	7.0
Tube Material	4140/4142 Alloy Steel
Rubber Options	NBR, NBR-HPX/HPW

NBR (in.)		Fits (+Compression / -Loose)				
Size	Minor <sup>2</sup>	75°F	125°F	175°F	250°F	300°F <sup>3</sup>
0.5 US	1.406	0.008	0.015	0.023	0.033	0.041
STD	1.412	0.002	0.009	0.016	0.027	0.035
0.5 OS	--	--	--	--	--	--
1 OS	--	--	--	--	--	--
1.5 OS	--	--	--	--	--	--
2 OS	--	--	--	--	--	--
2.5 OS	--	--	--	--	--	--

NBR-HPX/HPW (in.)		Fits (+Compression / -Loose)				
Size	Minor <sup>2</sup>	75°F	125°F	175°F	250°F	300°F <sup>3</sup>
0.5 US	1.406	0.008	0.015	0.023	0.033	0.041
STD	1.407	0.007	0.014	0.022	0.032	0.040
0.5 OS	--	--	--	--	--	--
1 OS	--	--	--	--	--	--
1.5 OS	--	--	--	--	--	--
2 OS	--	--	--	--	--	--
2.5 OS	--	--	--	--	--	--

Performance Specifications	
Flow Range	30 - 110 GPM
Speed Range	160 - 600 RPM
Torque Slope	0.47 ft.-lb./psi
Rotation	5.420 rev/gal
Off Bottom Pressure	80 psi

Performance Details		
	NBR	NBR-HPX/HPW
Max Diff. Press.	1050 psi	1650 psi
Stall Diff. Press.	1580 psi	2600 psi
Max Torque	500 ft.-lb.	780 ft.-lb.
Stall Torque	750 ft.-lb.	1220 ft.-lb.
Max WOB		10,000 lb.
Max Pull to Re-Run		60,000 lb.
Pull to Yield		100,000 lb.



<sup>1</sup> Coating options of chrome or tungsten carbide are available

<sup>2</sup> Vector Gauge Readings at Room Temp 75°F

<sup>3</sup> BHCT Exceeding 275°F will void warranty for NBR (320°F for HPW/HPX)

Performance curves are based on new rotor and stator dimensions and for reference only. Actual performance may vary depending on fit and drilling conditions. The stall torque may exceed that specified for the connected components. Operating over the recommended limits may result in damage to the power section and connected components. The above is referenced from an Abaco® Power Section.



# Martec Solutions

Model No. 313JTEC5635

## POWER SECTION 5:6 LOBES – 3.5 STAGES

Email: [sales@martecsolutions.com](mailto:sales@martecsolutions.com)

Rotor Specifications	
Overall Length	86.00 in.
Contour Length	82.00 in.
Major Diameter	2.174 in.
Eccentricity	0.155 in.
Head Diameter	2.175 in.
Thread Form	N/A
Weight	69 lbs.
Material	17-4 PH <sup>1</sup>

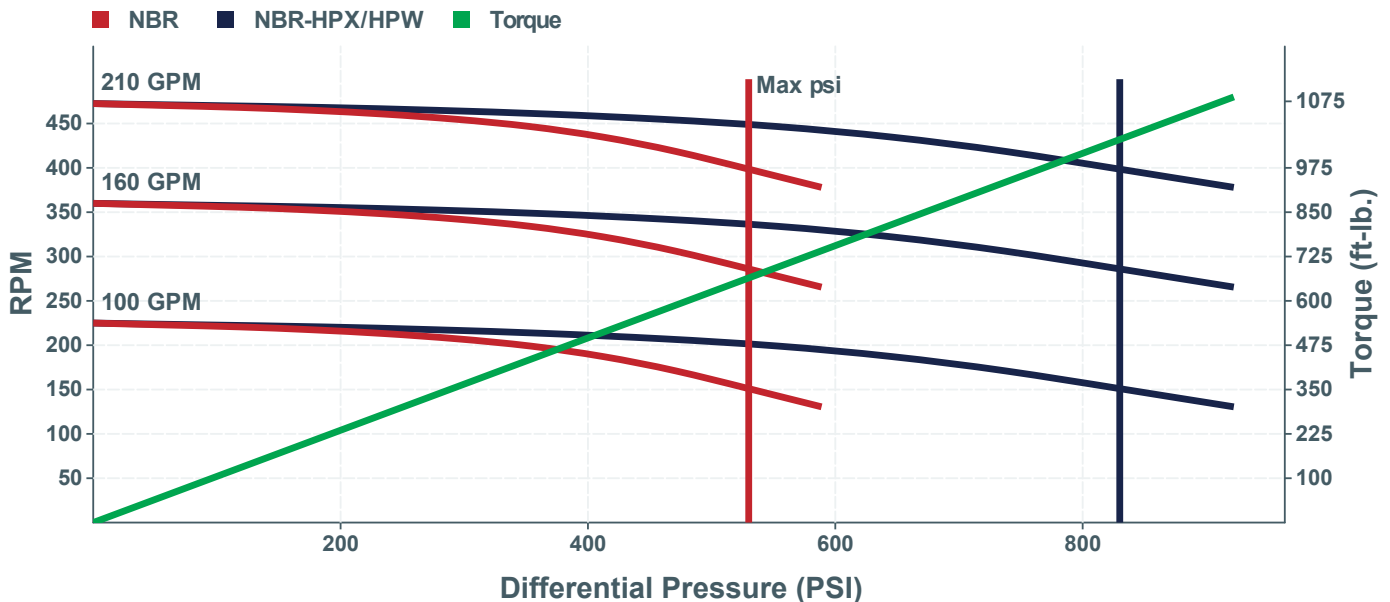
Stator Specifications	
Overall Length	88.00 in.
Tube OD	3.13 in.
Tube ID	2.63 in.
Rubber Cutback Top/End	4/4 in.
Weight	65 lbs.
Number of Stages	3.5
Tube Material	4140/4142 Alloy Steel
Rubber Options	NBR, NBR-HPX/HPW

NBR (in.)		Fits (+Compression / -Loose)				
Size	Minor <sup>2</sup>	75°F	125°F	175°F	250°F	300°F <sup>3</sup>
0.5 US	--	--	--	--	--	--
STD	1.870	-0.007	-0.002	0.003	0.010	0.015
0.5 OS	--	--	--	--	--	--
1 OS	1.881	-0.018	-0.013	-0.008	-0.001	0.004
1.5 OS	--	--	--	--	--	--
2 OS	--	--	--	--	--	--
2.5 OS	--	--	--	--	--	--

NBR-HPX/HPW (in.)		Fits (+Compression / -Loose)				
Size	Minor <sup>2</sup>	75°F	125°F	175°F	250°F	300°F <sup>3</sup>
0.5 US	--	--	--	--	--	--
STD	1.868	-0.005	0.000	0.005	0.012	0.017
0.5 OS	--	--	--	--	--	--
1 OS	1.879	-0.016	-0.011	-0.006	0.001	0.006
1.5 OS	--	--	--	--	--	--
2 OS	--	--	--	--	--	--
2.5 OS	--	--	--	--	--	--

Performance Specifications	
Flow Range	100 - 210 GPM
Speed Range	230 - 470 RPM
Torque Slope	1.20 ft-lb./psi
Rotation	2.250 rev/gal
Off Bottom Pressure	90 psi

Performance Details		
	NBR	NBR-HPX/HPW
Max Diff. Press.	530 psi	830 psi
Stall Diff. Press.	790 psi	1300 psi
Max Torque	630 ft-lb.	990 ft-lb.
Stall Torque	950 ft-lb.	1560 ft-lb.
Max WOB		15,000 lb.
Max Pull to Re-Run		80,000 lb.
Pull to Yield		120,000 lb.



<sup>1</sup> Coating options of chrome or tungsten carbide are available

<sup>2</sup> Vector Gauge Readings at Room Temp 75°F

<sup>3</sup> BHCT Exceeding 275°F will void warranty for NBR (320°F for HPW/HPX)

Performance curves are based on new rotor and stator dimensions and for reference only. Actual performance may vary depending on fit and drilling conditions. The stall torque may exceed that specified for the connected components. Operating over the recommended limits may result in damage to the power section and connected components. The above is referenced from an Abaco® Power Section.



# Martec Solutions

Model No. **313JTEC5650**

## POWER SECTION 5:6 LOBES – 5.0 STAGES

Email: [sales@martecsolutions.com](mailto:sales@martecsolutions.com)

Rotor Specifications	
Overall Length	101.50 in.
Contour Length	97.00 in.
Major Diameter	2.073 in.
Eccentricity	0.148 in.
Head Diameter	1.850 in.
Thread Form	N/A
Weight	74 lbs.
Material	17-4 PH <sup>1</sup>

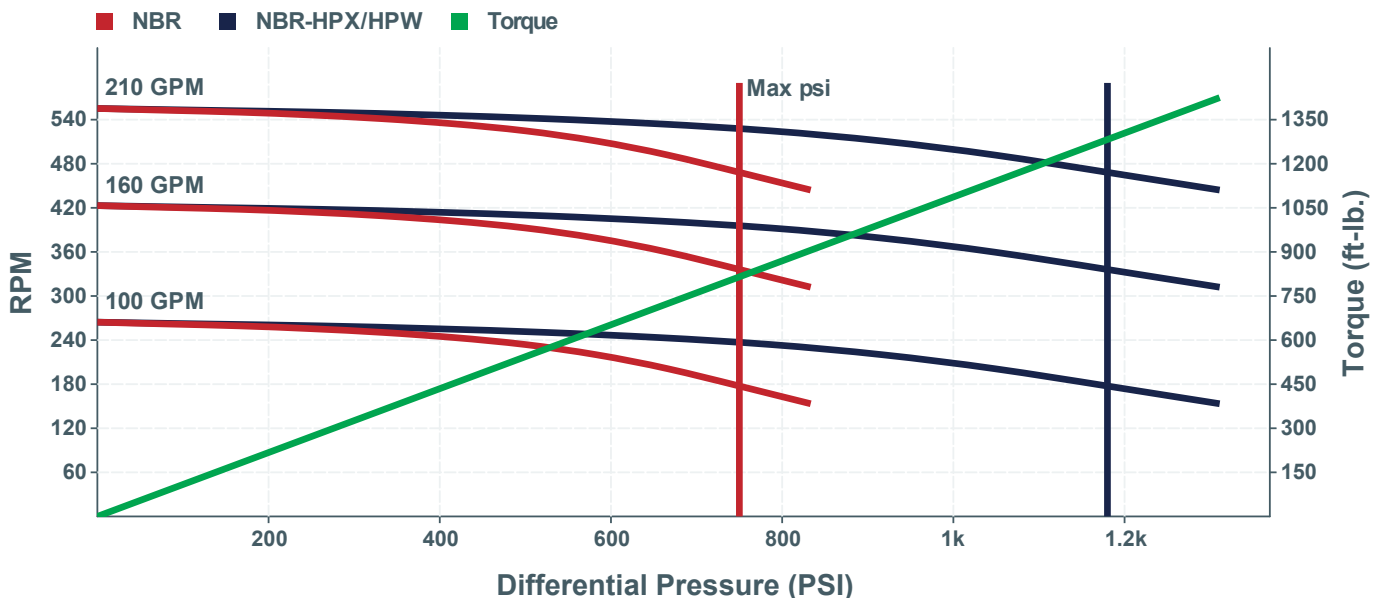
Stator Specifications	
Overall Length	106.00 in.
Tube OD	3.13 in.
Tube ID	2.63 in.
Rubber Cutback Top/End	5.63/5.63 in.
Weight	79 lbs.
Number of Stages	5.0
Tube Material	4140/4142 Alloy Steel
Rubber Options	NBR, NBR-HPX/HPW

NBR (in.)		Fits (+Compression / -Loose)				
Size	Minor <sup>2</sup>	75°F	125°F	175°F	250°F	300°F <sup>3</sup>
0.5 US	--	--	--	--	--	--
STD	1.782	-0.005	0.000	0.006	0.014	0.020
0.5 OS	--	--	--	--	--	--
1 OS	1.792	-0.015	-0.010	-0.004	0.004	0.009
1.5 OS	--	--	--	--	--	--
2 OS	--	--	--	--	--	--
2.5 OS	--	--	--	--	--	--

NBR-HPX/HPW (in.)		Fits (+Compression / -Loose)				
Size	Minor <sup>2</sup>	75°F	125°F	175°F	250°F	300°F <sup>3</sup>
0.5 US	--	--	--	--	--	--
STD	1.780	-0.003	0.002	0.008	0.016	0.022
0.5 OS	--	--	--	--	--	--
1 OS	1.790	-0.013	-0.008	-0.002	0.006	0.011
1.5 OS	--	--	--	--	--	--
2 OS	--	--	--	--	--	--
2.5 OS	--	--	--	--	--	--

Performance Specifications	
Flow Range	100 - 210 GPM
Speed Range	260 - 560 RPM
Torque Slope	1.04 ft.-lb./psi
Rotation	2.644 rev/gal
Off Bottom Pressure	110 psi

Performance Details		
	NBR	NBR-HPX/HPW
Max Diff. Press.	750 psi	1180 psi
Stall Diff. Press.	1130 psi	1860 psi
Max Torque	780 ft.-lb.	1230 ft.-lb.
Stall Torque	1170 ft.-lb.	1930 ft.-lb.
Max WOB		15,000 lb.
Max Pull to Re-Run		80,000 lb.
Pull to Yield		120,000 lb.



<sup>1</sup> Coating options of chrome or tungsten carbide are available

<sup>2</sup> Vector Gauge Readings at Room Temp 75°F

<sup>3</sup> BHCT Exceeding 275°F will void warranty for NBR (320°F for HPW/HPX)

Performance curves are based on new rotor and stator dimensions and for reference only. Actual performance may vary depending on fit and drilling conditions. The stall torque may exceed that specified for the connected components. Operating over the recommended limits may result in damage to the power section and connected components. The above is referenced from an Abaco® Power Section.



# Martec Solutions

Model No. **313JTEC7825**

## POWER SECTION 7:8 LOBES – 2.5 STAGES

Email: [sales@martecsolutions.com](mailto:sales@martecsolutions.com)

Rotor Specifications	
Overall Length	93.00 in.
Contour Length	86.50 in.
Major Diameter	2.120 in.
Eccentricity	0.122 in.
Head Diameter	2.060 in.
Thread Form	N/A
Weight	75 lbs.
Material	17-4 PH <sup>1</sup>

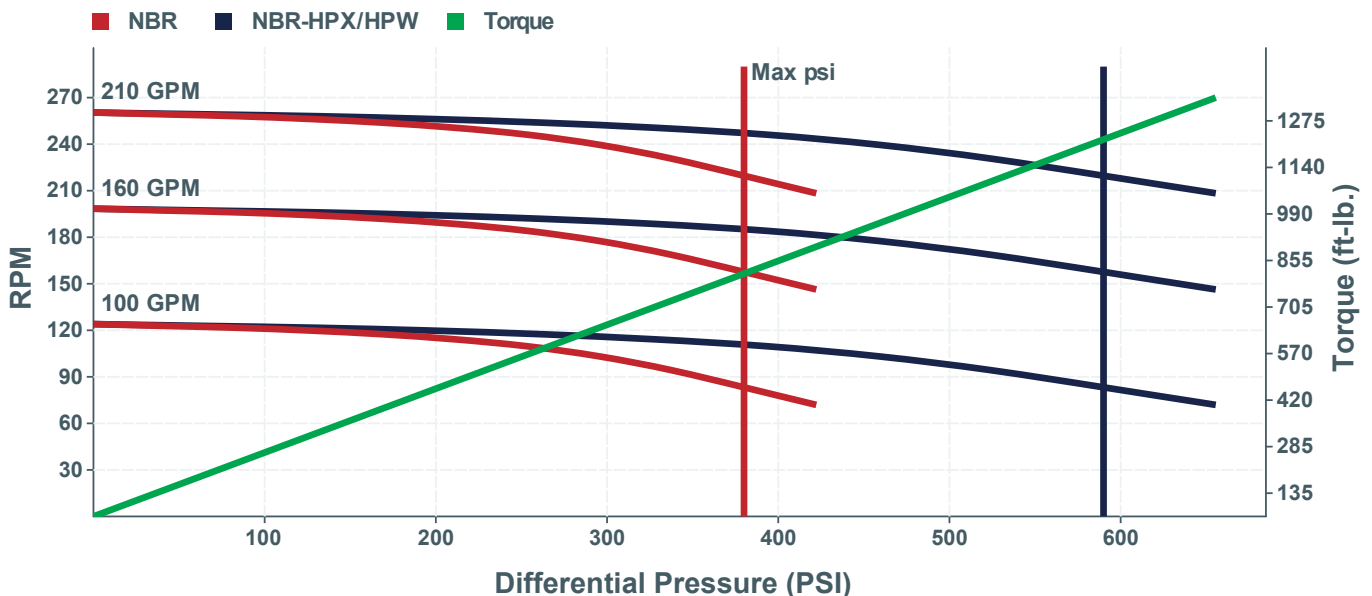
Stator Specifications	
Overall Length	99.88 in.
Tube OD	3.13 in.
Tube ID	2.63 in.
Rubber Cutback Top/End	7/7 in.
Weight	74 lbs.
Number of Stages	2.5
Tube Material	4140/4142 Alloy Steel
Rubber Options	NBR, NBR-HPX/HPW

NBR (in.)		Fits (+Compression / -Loose)				
Size	Minor <sup>2</sup>	75°F	125°F	175°F	250°F	300°F <sup>3</sup>
0.5 US	--	--	--	--	--	--
STD	1.882	-0.006	-0.001	0.003	0.010	0.014
0.5 OS	--	--	--	--	--	--
1 OS	1.893	-0.017	-0.013	-0.008	-0.001	0.003
1.5 OS	--	--	--	--	--	--
2 OS	--	--	--	--	--	--
2.5 OS	--	--	--	--	--	--

NBR-HPX/HPW (in.)		Fits (+Compression / -Loose)				
Size	Minor <sup>2</sup>	75°F	125°F	175°F	250°F	300°F <sup>3</sup>
0.5 US	--	--	--	--	--	--
STD	1.880	-0.004	0.001	0.005	0.012	0.016
0.5 OS	--	--	--	--	--	--
1 OS	1.891	-0.015	-0.011	-0.006	0.001	0.005
1.5 OS	--	--	--	--	--	--
2 OS	--	--	--	--	--	--
2.5 OS	--	--	--	--	--	--

Performance Specifications	
Flow Range	100 - 210 GPM
Speed Range	120 - 260 RPM
Torque Slope	1.97 ft-lb./psi
Rotation	1.240 rev/gal
Off Bottom Pressure	60 psi

Performance Details		
	NBR	NBR-HPX/HPW
Max Diff. Press.	380 psi	590 psi
Stall Diff. Press.	570 psi	930 psi
Max Torque	740 ft-lb.	1160 ft-lb.
Stall Torque	1110 ft-lb.	1830 ft-lb.
Max WOB		15,000 lb.
Max Pull to Re-Run		80,000 lb.
Pull to Yield		120,000 lb.



<sup>1</sup> Coating options of chrome or tungsten carbide are available

<sup>2</sup> Vector Gauge Readings at Room Temp 75°F

<sup>3</sup> BHCT Exceeding 275°F will void warranty for NBR (320°F for HPW/HPX)

Performance curves are based on new rotor and stator dimensions and for reference only. Actual performance may vary depending on fit and drilling conditions. The stall torque may exceed that specified for the connected components. Operating over the recommended limits may result in damage to the power section and connected components. The above is referenced from an Abaco® Power Section.



# Martec Solutions

Model No. 313JTEC7830

## POWER SECTION 7:8 LOBES – 3.0 STAGES

Email: [sales@martecsolutions.com](mailto:sales@martecsolutions.com)

Rotor Specifications	
Overall Length	101.00 in.
Contour Length	97.00 in.
Major Diameter	1.971 in.
Eccentricity	0.109 in.
Head Diameter	2.000 in.
Thread Form	N/A
Weight	72 lbs.
Material	17-4 PH <sup>1</sup>

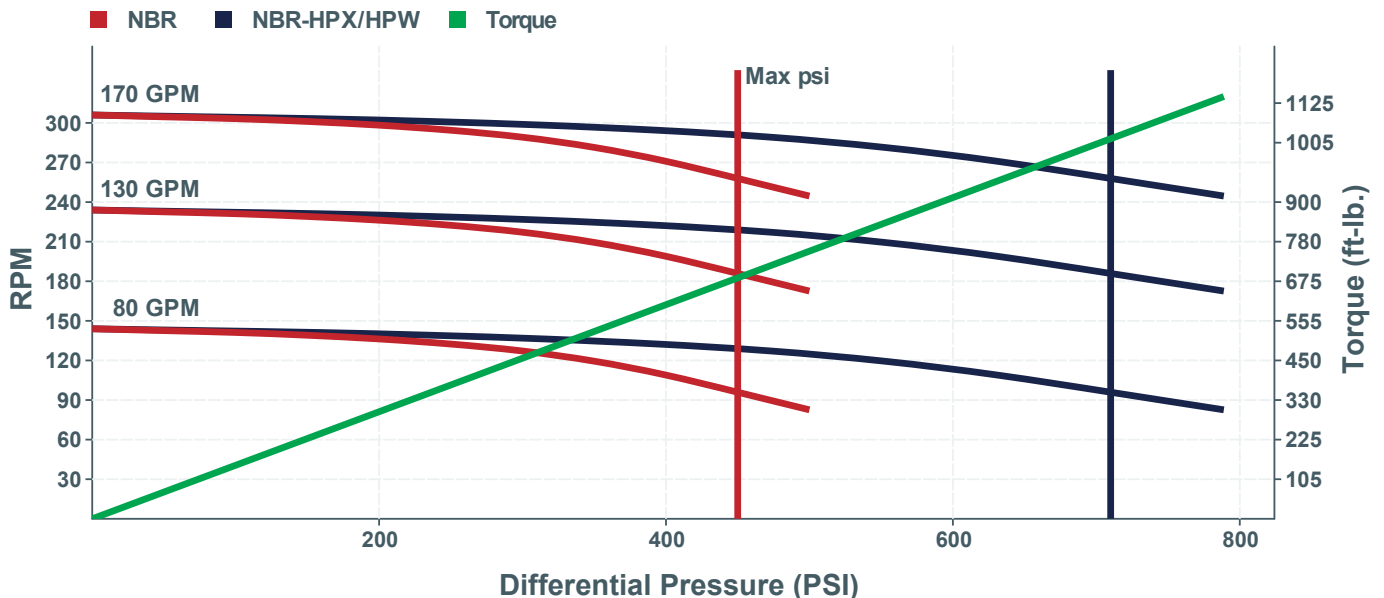
Stator Specifications	
Overall Length	106.00 in.
Tube OD	3.13 in.
Tube ID	2.63 in.
Rubber Cutback Top/End	5/5 in.
Weight	80 lbs.
Number of Stages	3.0
Tube Material	4140/4142 Alloy Steel
Rubber Options	NBR, NBR-HPX/HPW

NBR (in.)		Fits (+Compression / -Loose)				
Size	Minor <sup>2</sup>	75°F	125°F	175°F	250°F	300°F <sup>3</sup>
0.5 US	--	--	--	--	--	--
STD	1.750	0.003	0.008	0.013	0.020	0.025
0.5 OS	--	--	--	--	--	--
1 OS	1.759	-0.006	-0.001	0.004	0.011	0.015
1.5 OS	--	--	--	--	--	--
2 OS	--	--	--	--	--	--
2.5 OS	--	--	--	--	--	--

NBR-HPX/HPW (in.)		Fits (+Compression / -Loose)				
Size	Minor <sup>2</sup>	75°F	125°F	175°F	250°F	300°F <sup>3</sup>
0.5 US	--	--	--	--	--	--
STD	1.750	0.003	0.008	0.013	0.020	0.025
0.5 OS	--	--	--	--	--	--
1 OS	1.759	-0.006	-0.001	0.004	0.011	0.015
1.5 OS	--	--	--	--	--	--
2 OS	--	--	--	--	--	--
2.5 OS	--	--	--	--	--	--

Performance Specifications	
Flow Range	80 - 170 GPM
Speed Range	140 - 310 RPM
Torque Slope	1.44 ft.-lb./psi
Rotation	1.800 rev/gal
Off Bottom Pressure	60 psi

Performance Details		
	NBR	NBR-HPX/HPW
Max Diff. Press.	450 psi	710 psi
Stall Diff. Press.	680 psi	1120 psi
Max Torque	650 ft.-lb.	1020 ft.-lb.
Stall Torque	980 ft.-lb.	1600 ft.-lb.
Max WOB		15,000 lb.
Max Pull to Re-Run		80,000 lb.
Pull to Yield		120,000 lb.



1 Coating options of chrome or tungsten carbide are available

2 Vector Gauge Readings at Room Temp 75°F

3 BHCT Exceeding 275°F will void warranty for NBR (320°F for HPW/HPX)

Performance curves are based on new rotor and stator dimensions and for reference only. Actual performance may vary depending on fit and drilling conditions. The stall torque may exceed that specified for the connected components. Operating over the recommended limits may result in damage to the power section and connected components. The above is referenced from an Abaco® Power Section.



# Martec Solutions

Model No. **338JTEC5632**

## POWER SECTION 5:6 LOBES – 3.2 STAGES

Email: [sales@martecsolutions.com](mailto:sales@martecsolutions.com)

Rotor Specifications	
Overall Length	90.00 in.
Contour Length	84.00 in.
Major Diameter	2.228 in.
Eccentricity	0.161 in.
Head Diameter	2.250 in.
Thread Form	N/A
Weight	74 lbs.
Material	17-4 PH <sup>1</sup>

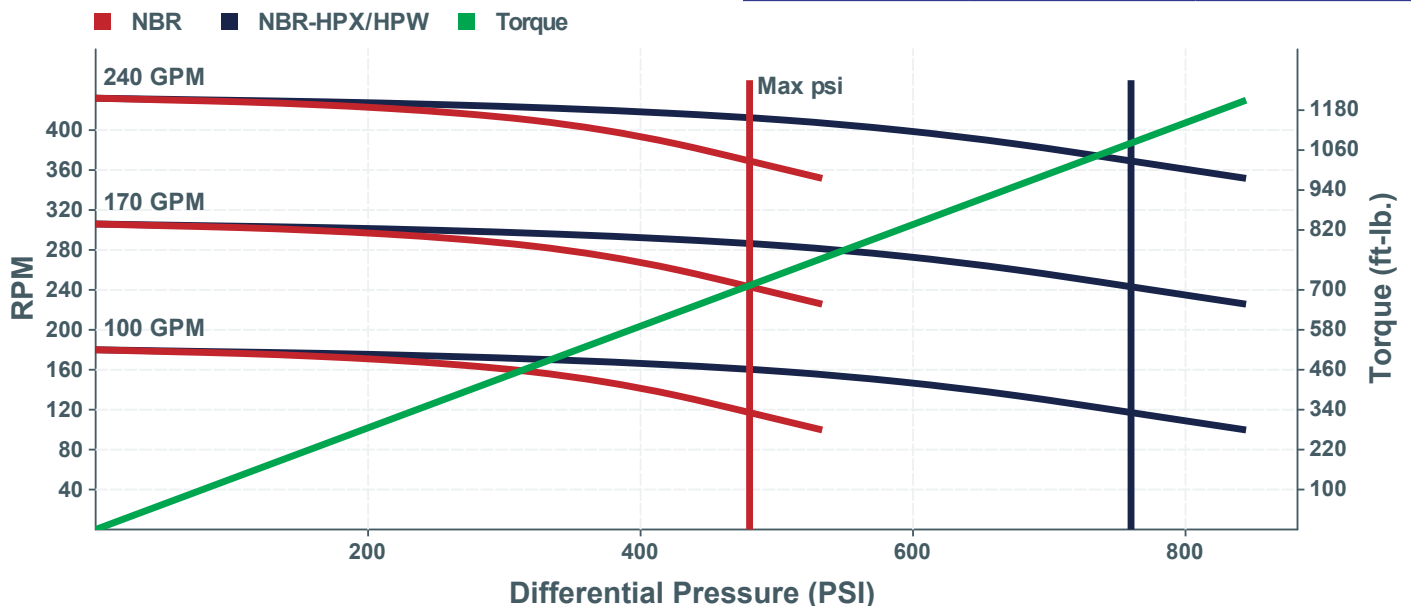
Stator Specifications	
Overall Length	94.00 in.
Tube OD	3.38 in.
Tube ID	2.75 in.
Rubber Cutback Top/End	7/7 in.
Weight	90 lbs.
Number of Stages	3.2
Tube Material	4140/4142 Alloy Steel
Rubber Options	NBR, NBR-HPX/HPW

NBR (in.)		Fits (+Compression / -Loose)				
Size	Minor <sup>2</sup>	75°F	125°F	175°F	250°F	300°F <sup>3</sup>
0.5 US	--	--	--	--	--	--
STD	1.904	0.002	0.007	0.013	0.021	0.027
0.5 OS	--	--	--	--	--	--
1 OS	1.911	-0.005	0.000	0.006	0.014	0.020
1.5 OS	--	--	--	--	--	--
2 OS	--	--	--	--	--	--
2.5 OS	--	--	--	--	--	--

NBR-HPX/HPW (in.)		Fits (+Compression / -Loose)				
Size	Minor <sup>2</sup>	75°F	125°F	175°F	250°F	300°F <sup>3</sup>
0.5 US	--	--	--	--	--	--
STD	1.902	0.004	0.010	0.015	0.023	0.029
0.5 OS	--	--	--	--	--	--
1 OS	1.909	-0.003	0.002	0.008	0.016	0.022
1.5 OS	--	--	--	--	--	--
2 OS	--	--	--	--	--	--
2.5 OS	--	--	--	--	--	--

Performance Specifications	
Flow Range	100 - 240 GPM
Speed Range	170 - 420 RPM
Torque Slope	1.40 ft.-lb./psi
Rotation	1.800 rev/gal
Off Bottom Pressure	80 psi

Performance Details		
	NBR	NBR-HPX/HPW
Max Diff. Press.	480 psi	760 psi
Stall Diff. Press.	720 psi	1190 psi
Max Torque	680 ft.-lb.	1060 ft.-lb.
Stall Torque	1010 ft.-lb.	1660 ft.-lb.
Max WOB		16,000 lb.
Max Pull to Re-Run		80,000 lb.
Pull to Yield		135,000 lb.



<sup>1</sup> Coating options of chrome or tungsten carbide are available

<sup>2</sup> Vector Gauge Readings at Room Temp 75°F

<sup>3</sup> BHCT Exceeding 275°F will void warranty for NBR (320°F for HPW/HPX)

Performance curves are based on new rotor and stator dimensions and for reference only. Actual performance may vary depending on fit and drilling conditions. The stall torque may exceed that specified for the connected components. Operating over the recommended limits may result in damage to the power section and connected components. The above is referenced from an Abaco® Power Section.



# Martec Solutions

Model No. **350JTEC4532**

**POWER SECTION 4:5 LOBES – 3.2 STAGES**

Email: [sales@martecsolutions.com](mailto:sales@martecsolutions.com)

Rotor Specifications	
Overall Length	97.00 in.
Contour Length	91.00 in.
Major Diameter	2.245 in.
Eccentricity	0.185 in.
Head Diameter	2.250 in.
Thread Form	N/A
Weight	78 lbs.
Material	17-4 PH <sup>1</sup>

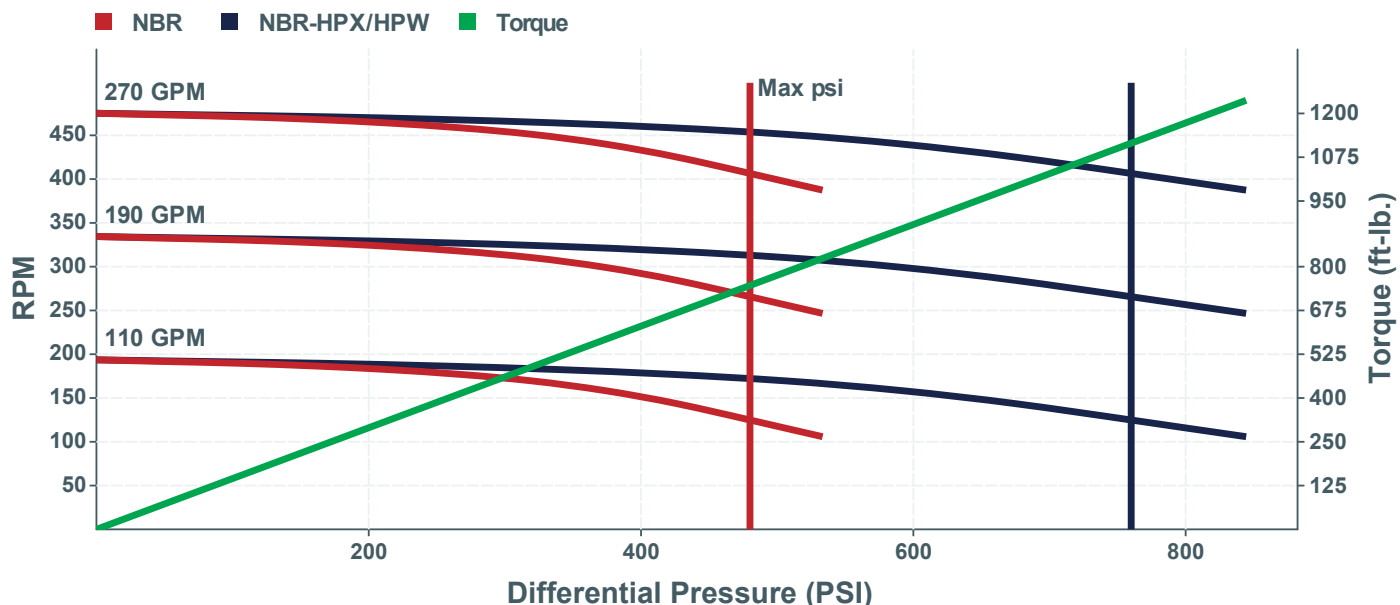
Stator Specifications	
Overall Length	100.00 in.
Tube OD	3.50 in.
Tube ID	2.88 in.
Rubber Cutback Top/End	6/6 in.
Weight	101 lbs.
Number of Stages	3.2
Tube Material	4140/4142 Alloy Steel
Rubber Options	NBR, NBR-HPX/HPW

NBR (in.)		Fits (+Compression / -Loose)				
Size	Minor <sup>2</sup>	75°F	125°F	175°F	250°F	300°F <sup>3</sup>
0.5 US	--	--	--	--	--	--
STD	1.874	0.002	0.011	0.021	0.035	0.044
0.5 OS	--	--	--	--	--	--
1 OS	1.884	-0.008	0.001	0.010	0.024	0.034
1.5 OS	--	--	--	--	--	--
2 OS	--	--	--	--	--	--
2.5 OS	--	--	--	--	--	--

NBR-HPX/HPW (in.)		Fits (+Compression / -Loose)				
Size	Minor <sup>2</sup>	75°F	125°F	175°F	250°F	300°F <sup>3</sup>
0.5 US	--	--	--	--	--	--
STD	1.872	0.004	0.013	0.023	0.037	0.046
0.5 OS	--	--	--	--	--	--
1 OS	1.882	-0.006	0.003	0.012	0.027	0.036
1.5 OS	--	--	--	--	--	--
2 OS	--	--	--	--	--	--
2.5 OS	--	--	--	--	--	--

Performance Specifications	
Flow Range	110 - 270 GPM
Speed Range	190 - 480 RPM
Torque Slope	1.46 ft-lb./psi
Rotation	1.760 rev/gal
Off Bottom Pressure	90 psi

Performance Details		
	NBR	NBR-HPX/HPW
Max Diff. Press.	480 psi	760 psi
Stall Diff. Press.	720 psi	1190 psi
Max Torque	710 ft-lb.	1100 ft-lb.
Stall Torque	1060 ft-lb.	1730 ft-lb.
Max WOB		18,000 lb.
Max Pull to Re-Run		80,000 lb.
Pull to Yield		150,000 lb.



<sup>1</sup> Coating options of chrome or tungsten carbide are available

<sup>2</sup> Vector Gauge Readings at Room Temp 75°F

<sup>3</sup> BHCT Exceeding 275°F will void warranty for NBR (320°F for HPW/HPX)

Performance curves are based on new rotor and stator dimensions and for reference only. Actual performance may vary depending on fit and drilling conditions. The stall torque may exceed that specified for the connected components. Operating over the recommended limits may result in damage to the power section and connected components. The above is referenced from an Abaco® Power Section.



# Martec Solutions

Model No. **350JTEC5630**

**POWER SECTION 5:6 LOBES – 3.0 STAGES**

Email: [sales@martecsolutions.com](mailto:sales@martecsolutions.com)

Rotor Specifications	
Overall Length	76.25 in.
Contour Length	72.25 in.
Major Diameter	2.157 in.
Eccentricity	0.134 in.
Head Diameter	2.000 in.
Thread Form	N/A
Weight	62 lbs.
Material	17-4 PH <sup>1</sup>

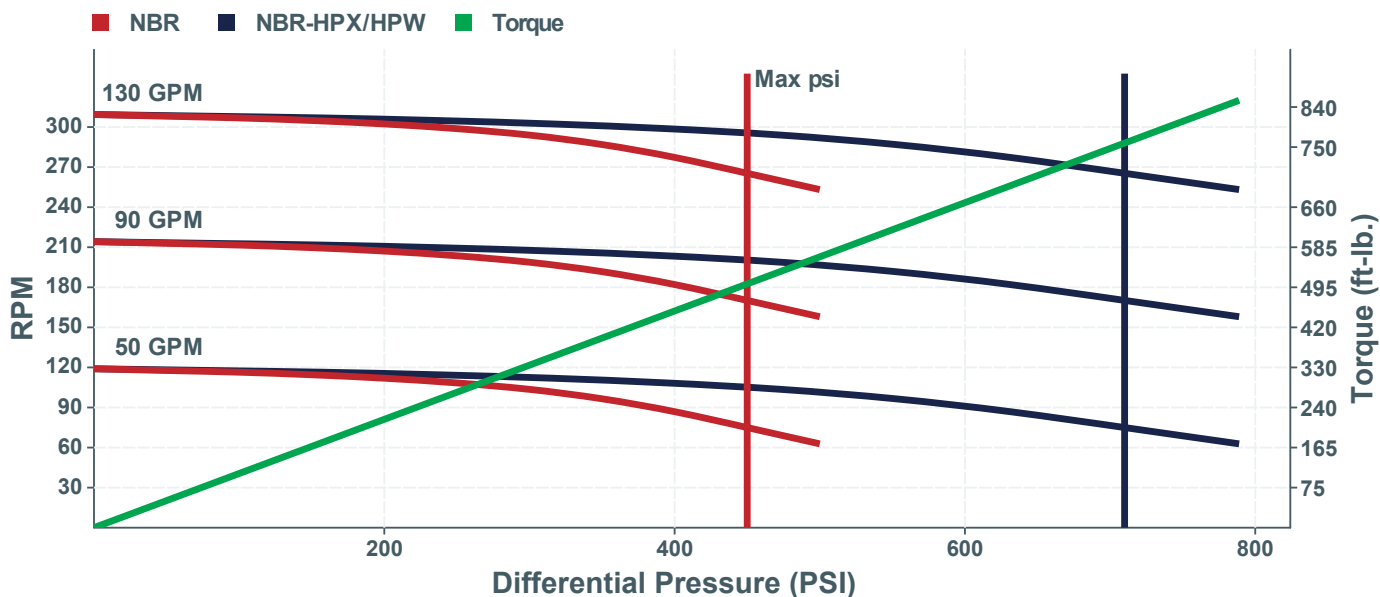
Stator Specifications	
Overall Length	80.00 in.
Tube OD	3.50 in.
Tube ID	2.75 in.
Rubber Cutback Top/End	6/6 in.
Weight	93 lbs.
Number of Stages	3.0
Tube Material	4140/4142 Alloy Steel
Rubber Options	NBR, NBR-HPX/HPW

NBR (in.)		Fits (+Compression / -Loose)				
Size	Minor <sup>2</sup>	75°F	125°F	175°F	250°F	300°F <sup>3</sup>
0.5 US	--	--	--	--	--	--
STD	1.895	-0.006	0.003	0.011	0.023	0.031
0.5 OS	--	--	--	--	--	--
1 OS	1.915	-0.026	-0.018	-0.010	0.002	0.010
1.5 OS	--	--	--	--	--	--
2 OS	--	--	--	--	--	--
2.5 OS	--	--	--	--	--	--

NBR-HPX/HPW (in.)		Fits (+Compression / -Loose)				
Size	Minor <sup>2</sup>	75°F	125°F	175°F	250°F	300°F <sup>3</sup>
0.5 US	--	--	--	--	--	--
STD	1.891	-0.002	0.007	0.015	0.027	0.035
0.5 OS	--	--	--	--	--	--
1 OS	1.911	-0.022	-0.014	-0.006	0.006	0.014
1.5 OS	--	--	--	--	--	--
2 OS	--	--	--	--	--	--
2.5 OS	--	--	--	--	--	--

Performance Specifications	
Flow Range	50 - 130 GPM
Speed Range	120 - 310 RPM
Torque Slope	1.07 ft-lb./psi
Rotation	2.380 rev/gal
Off Bottom Pressure	50 psi

Performance Details		
	NBR	NBR-HPX/HPW
Max Diff. Press.	450 psi	710 psi
Stall Diff. Press.	680 psi	1120 psi
Max Torque	490 ft-lb.	760 ft-lb.
Stall Torque	730 ft-lb.	1190 ft-lb.
Max WOB		18,000 lb.
Max Pull to Re-Run		80,000 lb.
Pull to Yield		150,000 lb.



<sup>1</sup> Coating options of chrome or tungsten carbide are available

<sup>2</sup> Vector Gauge Readings at Room Temp 75°F

<sup>3</sup> BHCT Exceeding 275°F will void warranty for NBR (320°F for HPW/HPX)

Performance curves are based on new rotor and stator dimensions and for reference only. Actual performance may vary depending on fit and drilling conditions. The stall torque may exceed that specified for the connected components. Operating over the recommended limits may result in damage to the power section and connected components. The above is referenced from an Abaco® Power Section.



# ***Martec Solutions***

## **NOTES**



# ***Martec Solutions***

Downhole Tools & Accessories

**MARTEC SOLUTIONS LLC**  
**MAGNOLIA, TEXAS**

***PHONE: 281-703-9655 (English) / 281-703-1563 (Spanish)***  
***EMAIL: [sales@martecsolutions.com](mailto:sales@martecsolutions.com) (English or Spanish)***

Power section performance curves are based on new rotor and stator dimensions and for reference only. Actual performance may vary depending on rotor/stator fit, drilling and downhole conditions. The stall torque may exceed that specified for the connected components. Operating over the recommended limits may result in damage to the power section and connected components. If operated above the optimal differential pressure, stator life will be reduced. Optimal load power calculation is based on maximum RPM and optimal load torque. Information contained in this document is subject to change without notice.